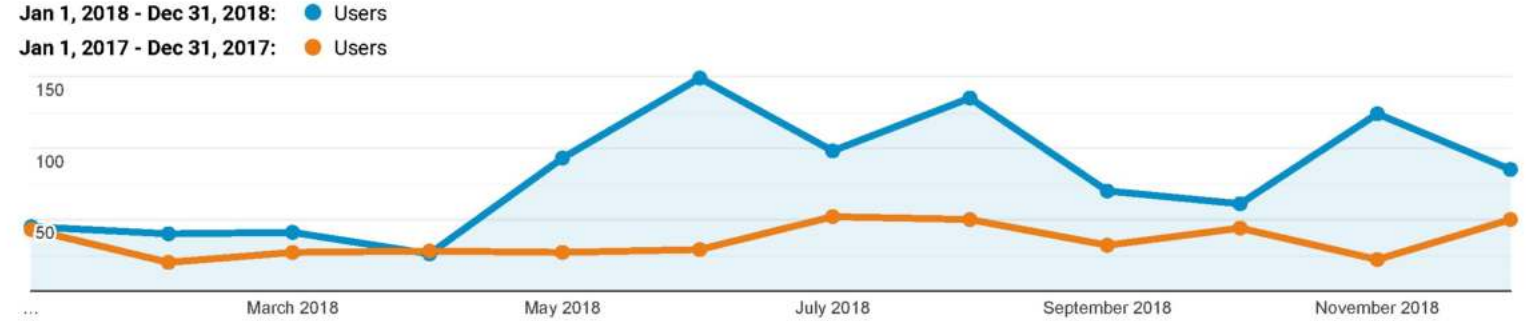


Audience Overview

All Users
+0.00% Users

Jan 1, 2018 - Dec 31, 2018
Compare to: Jan 1, 2017 - Dec 31, 2017

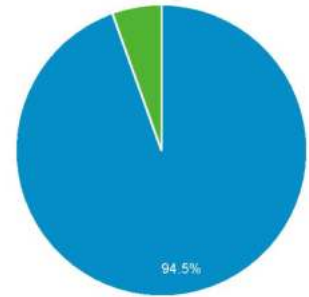
Overview



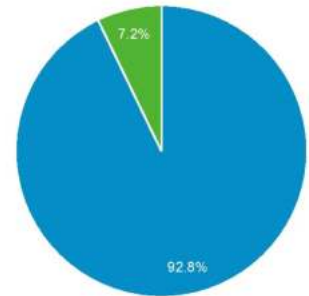
<p>Users</p> <p>130.19%</p> <p>953 vs 414</p>	<p>New Users</p> <p>129.47%</p> <p>950 vs 414</p>	<p>Sessions</p> <p>119.75%</p> <p>1,057 vs 481</p>
<p>Number of Sessions per User</p> <p>-4.54%</p> <p>1.11 vs 1.16</p>	<p>Pageviews</p> <p>128.80%</p> <p>1,748 vs 764</p>	<p>Pages / Session</p> <p>4.12%</p> <p>1.65 vs 1.59</p>
<p>Avg. Session Duration</p> <p>65.16%</p> <p>00:01:02 vs 00:00:38</p>	<p>Bounce Rate</p> <p>-3.28%</p> <p>77.01% vs 79.63%</p>	

New Visitor Returning Visitor

Jan 1, 2018 - Dec 31, 2018



Jan 1, 2017 - Dec 31, 2017



Language

	Users	% Users
1. en-us		
Jan 1, 2018 - Dec 31, 2018	394	41.34%
Jan 1, 2017 - Dec 31, 2017	177	42.75%
% Change	122.60%	-3.30%
2. fr		
Jan 1, 2018 - Dec 31, 2018	237	24.87%
Jan 1, 2017 - Dec 31, 2017	1	0.24%
% Change	23,600.00%	10,195.70%
3. en-ca		
Jan 1, 2018 - Dec 31, 2018	123	12.91%
Jan 1, 2017 - Dec 31, 2017	85	20.53%
% Change	44.71%	-37.14%
4. ko		
Jan 1, 2018 - Dec 31, 2018	89	9.34%